

COAX

MULTI-PURPOSE TOOL



A WARNING: NOT INSULATED. WILL NOT PROTECT AGAINST ELECTRICAL SHOCK.

KLEIN TOOLS

ENT. NO. 1008 MADE IN U.S.A.

KLEIN TOOLS.

Coax Multi-Purpose Tool

KLEIN TOOLS
For Professionals... Since 1857®

Cut, strip, and crimp RG-59 and RG-6 Coax Cable quickly and easily!

Introducing Klein's new Coax Multi-Purpose Tool that eliminates the need to carry three separate tools for RG-59 and RG-6 cable terminations. Features include a lightweight design, hardened cutting blades for aluminum or copper conductors, precision-ground stripping holes and crimping dies for standard F-type and ring connectors. For CATV, video systems, satellite and closed circuit installations, the Coax Multi-Purpose Tool is the one preferred by professionals.

Features

Three precision-crimping dies for standard F-type and ring connectors.

Easy-to-read embossed tool markings.

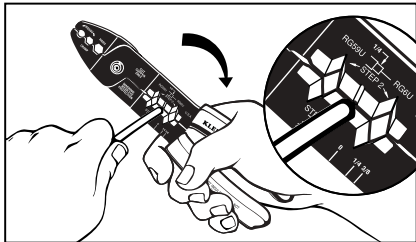
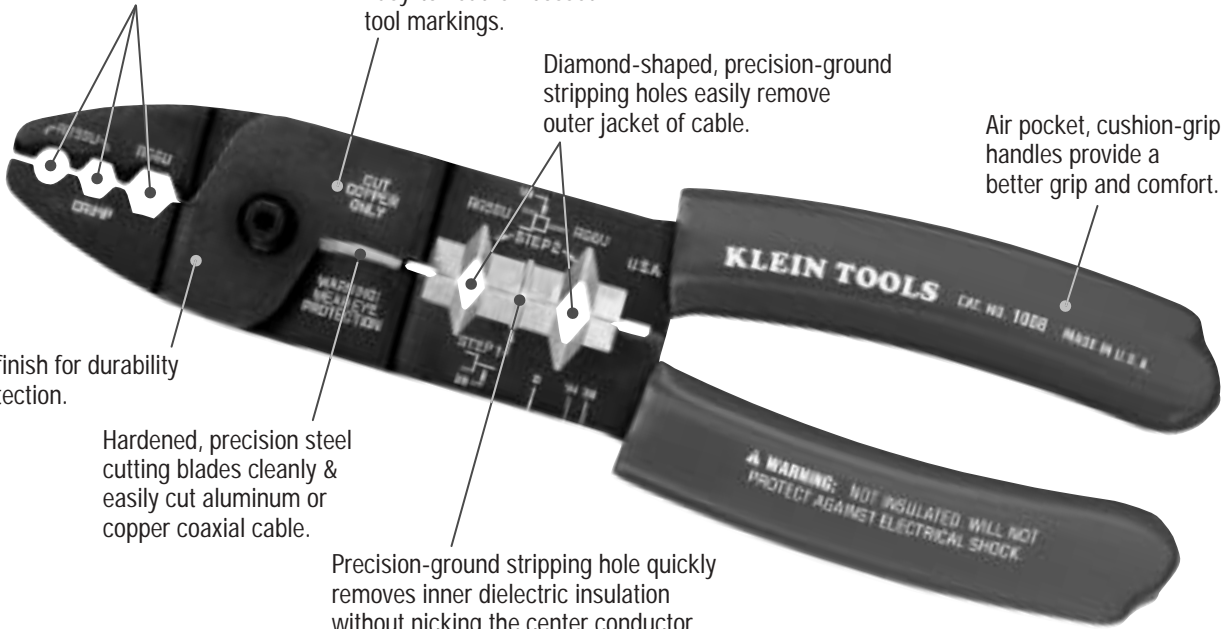
Diamond-shaped, precision-ground stripping holes easily remove outer jacket of cable.

Air pocket, cushion-grip handles provide a better grip and comfort.

Black oxide finish for durability and rust protection.

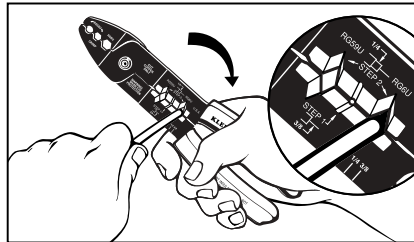
Hardened, precision steel cutting blades cleanly & easily cut aluminum or copper coaxial cable.

Precision-ground stripping hole quickly removes inner dielectric insulation without nicking the center conductor.



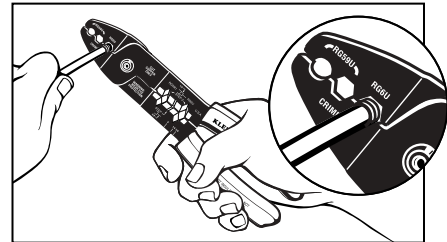
Step 1

Strip inner conductor 3/8-inch from end of cable using the small center stripping hole. (Refer to the markings on the tool.) Use a back-and-forth circular motion to score the cable until you reach the inner conductor.



Step 2

Strip 1/4-inch from cable insulation using the proper stripping hole that matches the size of coaxial cable. (Refer to the markings on the tool.) Use a back-and-forth circular motion to score the cable until you reach the braided shield.



Step 3

Crimp center of connector ferrule or ring securely. For RG-59 cable, use the RG59U hex crimper for one-piece connectors* or the round crimper for two piece connectors. For RG-6 cable, use the RG6U hex crimper.

**Note: Some F-59 connectors may benefit from using a pre-crimp with the RG6U hex crimper and then finishing with the RG59U hex crimper.*

⚠ WARNINGS:

- Always wear approved eye protection.
- NOT insulated. Plastic-dipped or slip-on handles are NOT intended for protection against electrical shock.

Ordering Information

Cat. No.	EDP No.	Type Coax Cable	Handle Color	Length
NEW! 1008	74406	RG-59 & RG-6	Blue	8-1/2" (216 mm)

